

YOUR SIGNATURE IS REQUIRED FOR APPROVAL BEFORE ANY RELEASE OF PRODUCTION DRAWINGS

SIGNATURE

DATE

**TOLERANCES**

CUTOUTS +/- 1/16

OVERALL FOAM THICKNESS & CAVITY DEPTHS +/- 1/8

GLUED TO CASE TOP  BASE  VELCRO  EXTRA

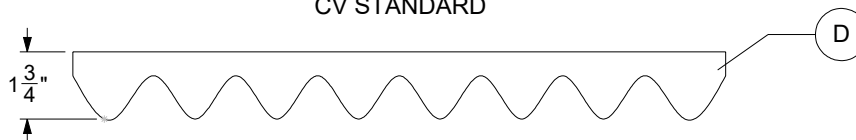
REVISIONS

REV.	DESCRIPTION	DATE	INIT
p.00	INITIAL RELEASE	7/20/2016	MK
p.01	MFG MODIFICATION	8/1/2016	MK
p.02	PLUG REMOVED	10/14/2016	MK
p.02.1	GLUE TO TOP REMOVED	11/7/2017	MK
p.03	NEW INSTRUCTIONS FOR MACHINING OF THE LAYER B AND C NEW DIMENSION SEE PAGE 3	2024-09-10	JG

CV STANDARD

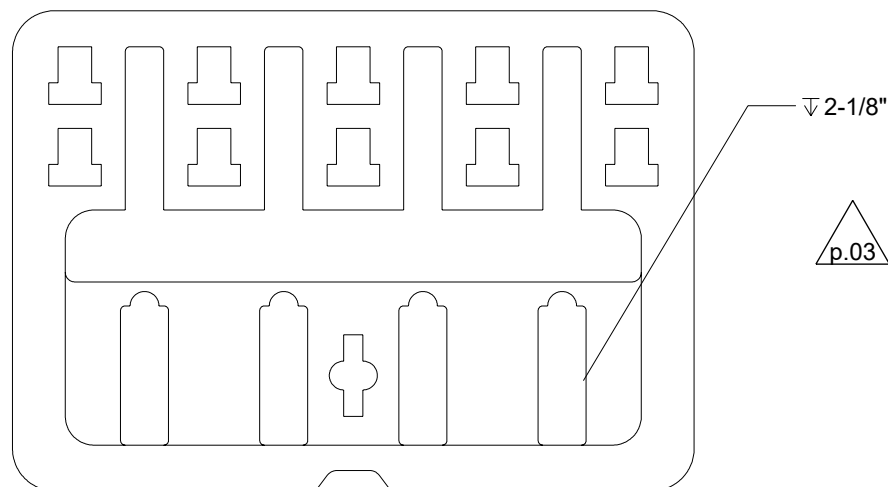
LID TRAY - ELEVATION

1-92503



BASE TRAY

1-925-16723-B

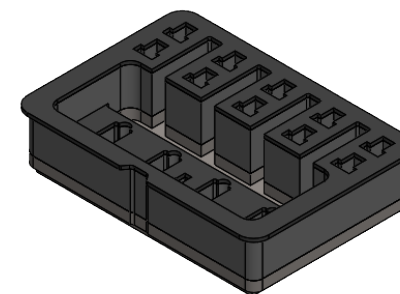
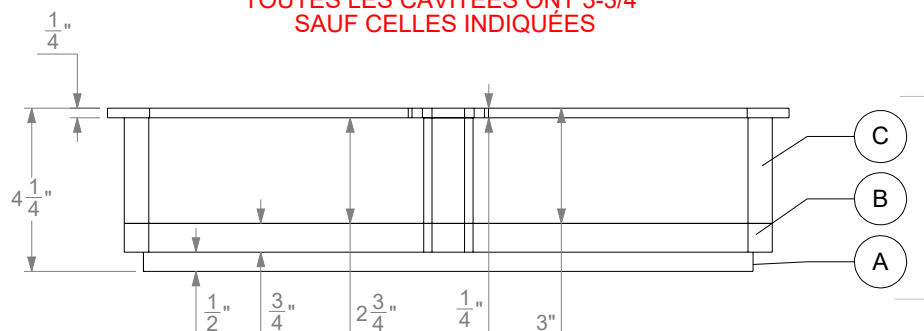


CAVITIES ARE 3-3/4" UNLESS OTHERWISE INDICATED

TOUTES LES CAVITÉES ONT 3-3/4" SAUF CELLES INDIQUÉES

**IMPORTANT!!!**  
**UTILISER VERSION 16723FV.925\_PLASTICASE\_4GUNS\_p.02.1 POUR LA MATRIX. MAIS UTILISER LA TOUPIE POUR ENLEVER 1/8" DE MOUSSE AUTOUR DES LAYERS B ET C APRÈS LA COUPE EFFECTUÉE PAR LA MATRIX. LES LES DIMENSIONS DE LA MOUSSE DOIVENT CORRESPONDRE AUX DESSINS. VOIR PAGE 3**  
**USE VERSION 16723FV.925\_PLASTICASE\_4GUNS\_p.02.1 FOR MATRIX. BUT USE THE ROUTER TO REMOVE 1/8" OF FOAM AROUND LAYERS B AND C AFTER THE THE CUT MADE BY THE DIE. THE FOAM DIMENSIONS MUST CORRESPOND TO THE DRAWINGS. SEE PAGE 3**

BASE TRAY - ELEVATION



FOAM DENSITY MAY VARY. DIMENSIONS ARE IN INCHES UNLESS OTHERWISE SPECIFIED

YOUR SIGNATURE IS REQUIRED FOR APPROVAL BEFORE ANY RELEASE OF PRODUCTION DRAWINGS

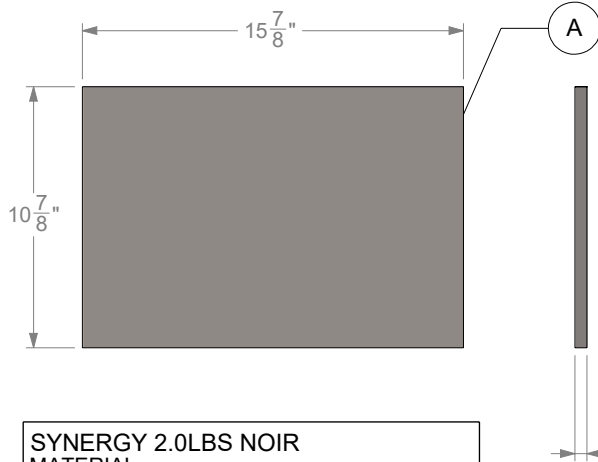
SIGNATURE

DATE

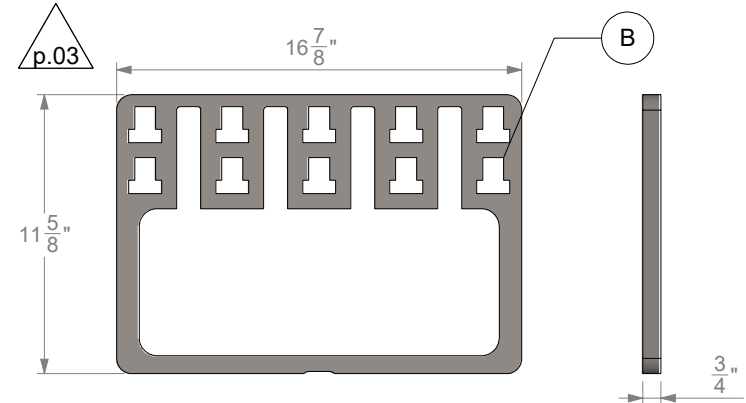
**TOLERANCES**

CUTOUTS +/- 1/16

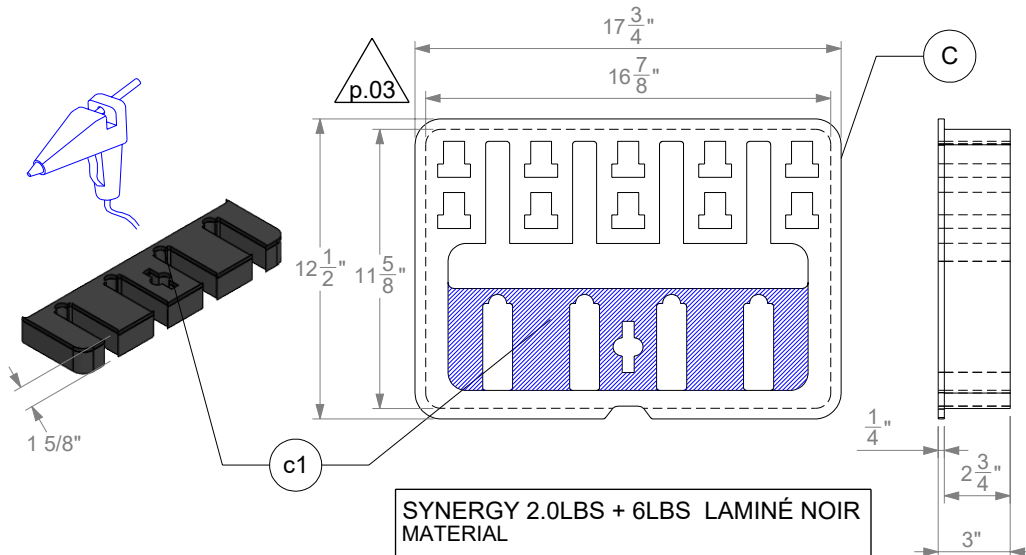
OVERALL FOAM THICKNESS & CAVITY DEPTHS +/- 1/8



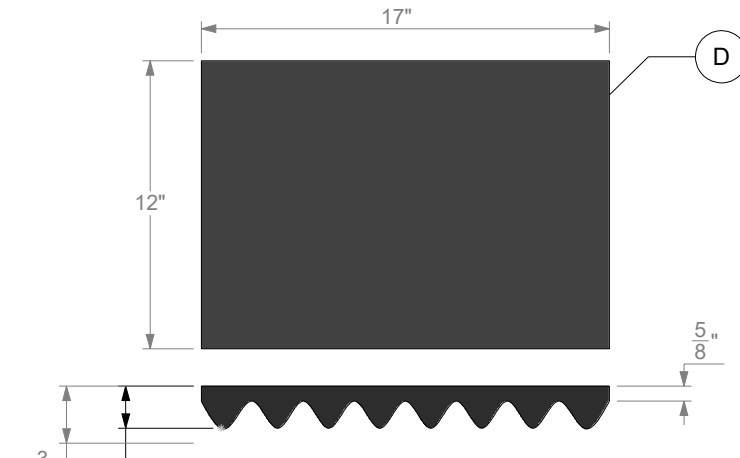
SYNERGY 2.0LBS NOIR MATERIAL		
-	54"	1
LINEAR IN	DETAIL	QTY



SYNERGY 2.0LBS NOIR MATERIAL		
-	227"	1
LINEAR IN	DETAIL	QTY



SYNERGY 2.0LBS + 6LBS LAMINÉ NOIR MATERIAL		
-	192"	1
LINEAR IN	DETAIL	QTY



PUF P150-55 BLK 2 3/8" THICK 5/8" BASE MATERIAL		
-	58"	1
LINEAR IN	DETAIL	QTY

FOAM DENSITY MAY VARY  
DIMENSIONS ARE IN INCHES UNLESS OTHERWISE SPECIFIED

YOUR SIGNATURE IS REQUIRED FOR APPROVAL BEFORE ANY RELEASE OF PRODUCTION DRAWINGS

SIGNATURE

DATE

**TOLERANCES**

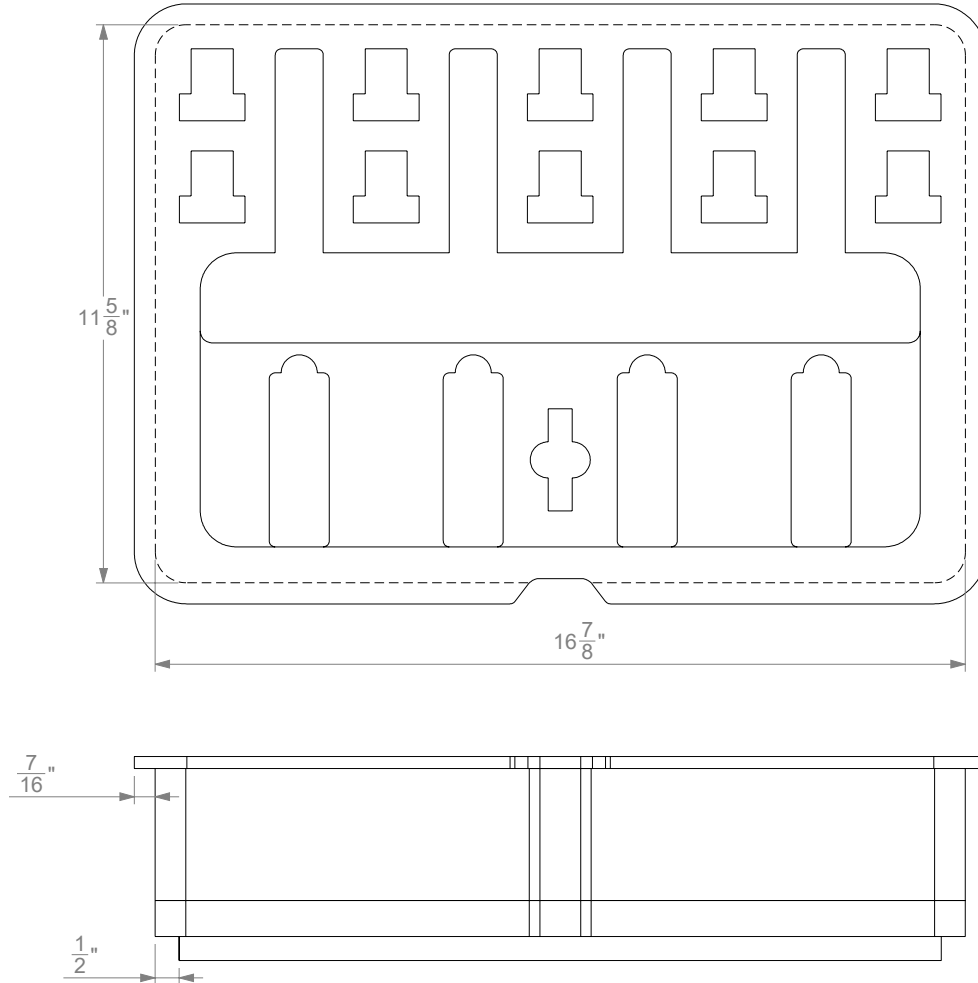
CUTOUTS +/- 1/16

OVERALL FOAM THICKNESS & CAVITY DEPTHS +/- 1/8

**DIMENSIONS DES LAYERS B ET C APRÈS L'UTILISATION DE LA TOUPIE**

p.03

**DIMENSION DE LA MOUSSE APRÈS LE PASSAGE DE LA TOUPIE**



FOAM DENSITY MAY VARY.  
 DIMENSIONS ARE IN INCHES UNLESS OTHERWISE SPECIFIED

YOUR SIGNATURE IS REQUIRED FOR APPROVAL BEFORE ANY RELEASE OF PRODUCTION DRAWINGS

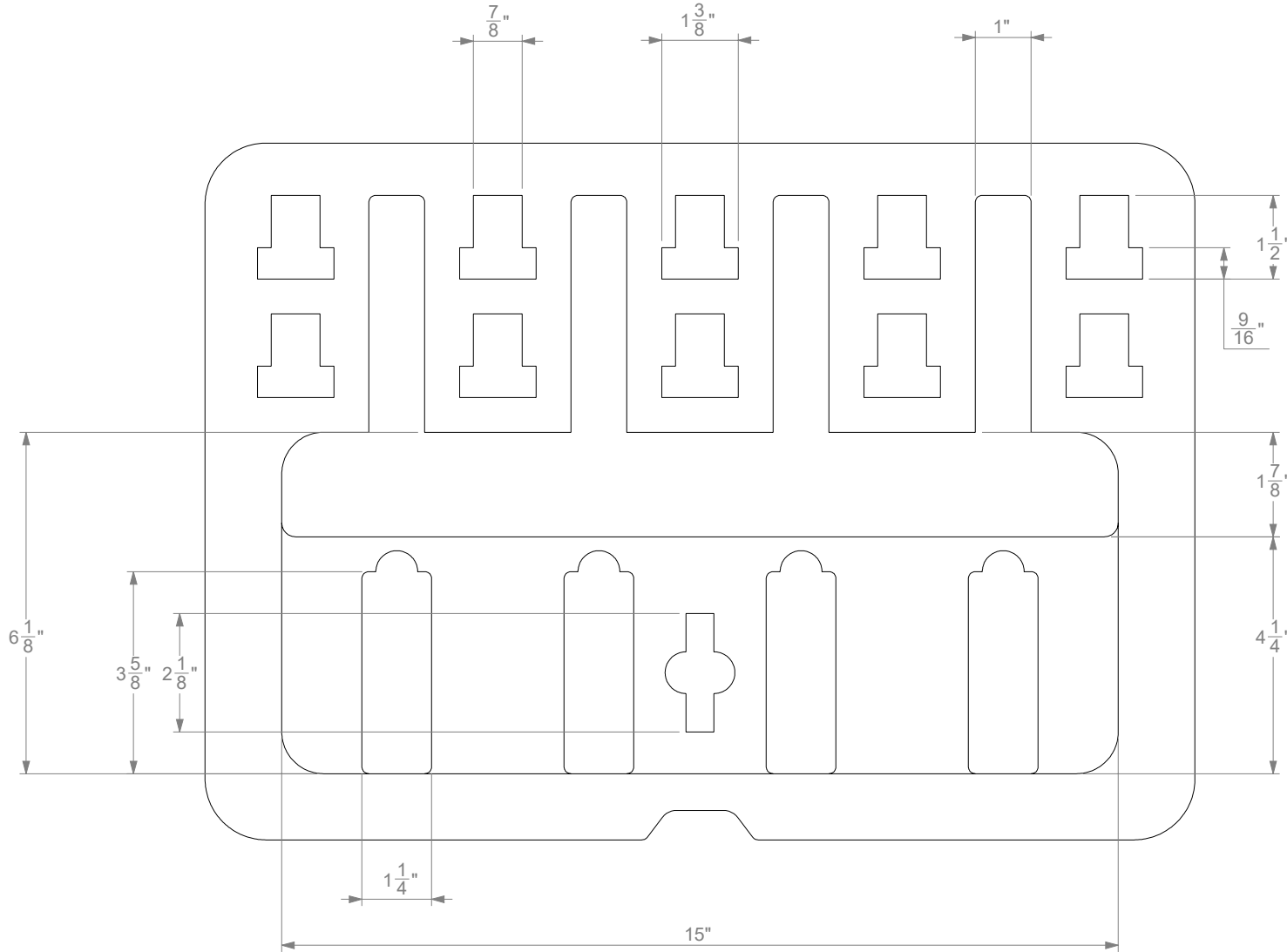
**TOLERANCES**

CUTOUTS +/- 1/16

OVERALL FOAM THICKNESS & CAVITY DEPTHS +/- 1/8

SIGNATURE

DATE



FOAM DENSITY MAY VARY. DIMENSIONS ARE IN INCHES UNLESS OTHERWISE SPECIFIED